



RICHARDSONS
MAKING WORKSPACE WORK

6 Collingwood Court
Riverside Park
Middlesbrough TS2 1RP

Tel: 01642 242228 | Fax: 01642 242259

www.richardsonsuk.co.uk | sales@richardsonsuk.co.uk

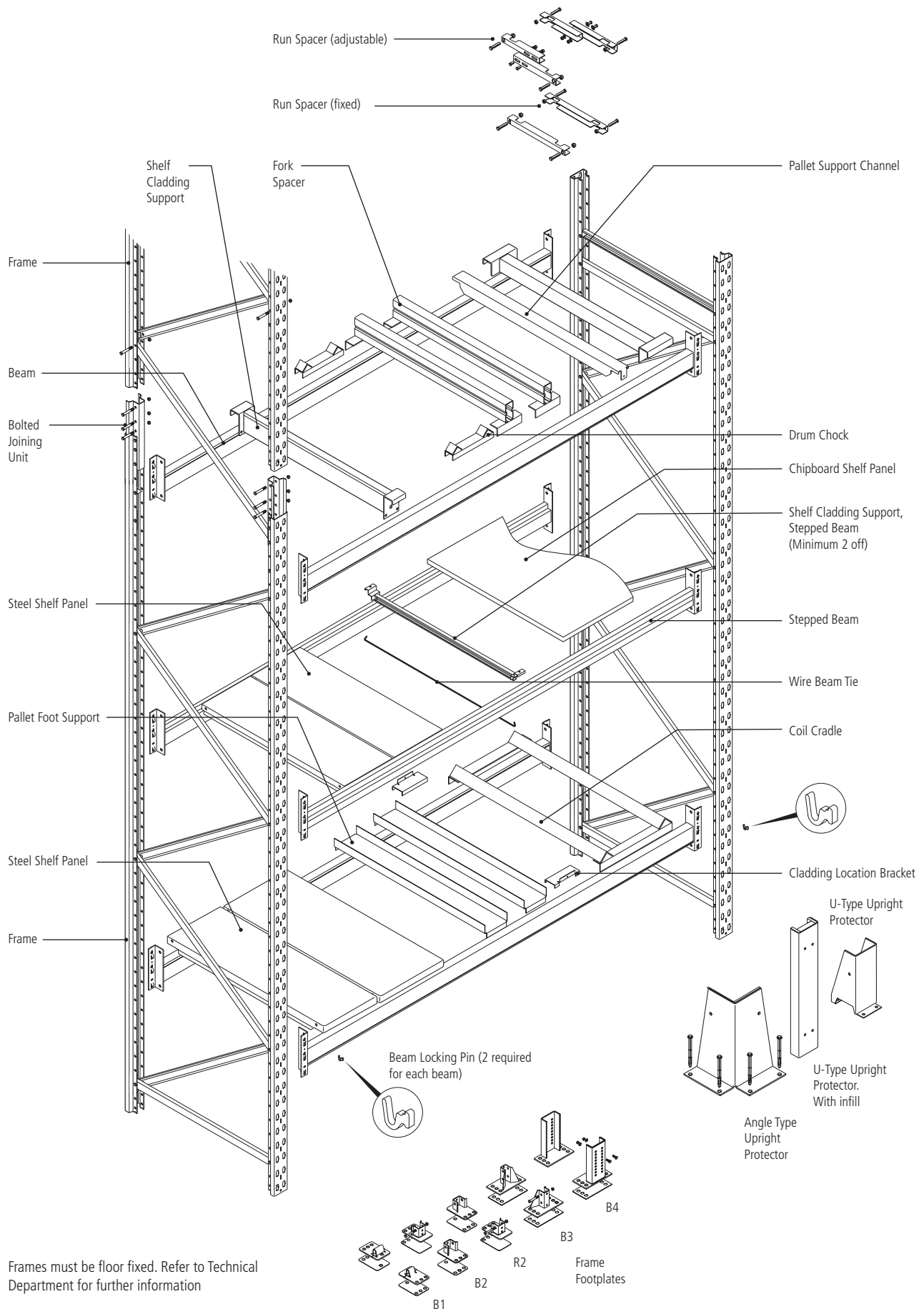


LINK51
TRADE

PRICE LIST January 2018

PALLET RACKING SYSTEM COMPONENTS

Exploded Illustration of Components



Frames must be floor fixed. Refer to Technical Department for further information

PALLET RACKING COMPONENT PRICE LIST

Contents

Page	Components
4	Box Beams
5	Shelving & Open Beams
6-7	KD Frames - Medium Duty Uprights
8-9	KD Frames - Heavy Duty Uprights
10-11	KD Frames - Extra Heavy Duty Uprights
12	Steel Shelf Panels, Pallet Support Channels, Shelf Cladding Supports
13	Rack Run Spacers, Coil Cradles, Fork Spacers, Pallet Foot Supports, Wire Beam Ties, Drum Chocks
14	Beam Locking Clips, Joining Units, Cladding Brackets, Fixings, Shims, Alpha Racks, Load Signs
15	K.D. Frame Components
16	Upright Protectors & Barrier Rails

Product Availability

- **Black prices** are items available on 'Manufacture lead time' Please refer to the Link 51 Trade office for current availability.
- Order acknowledgments will always show the LATEST planned deliver by date, unless specific delivery dates have been agreed.

CODE	COLOUR/FINISH - SPEED RANGE & 'MANUFACTURE' DELIVERY
GX	Graphite Grey (BS5252 18 A14) - frame uprights, accessories*
GT	Pre-galvanised material - frame bracing ties, shelf panels
OR	Yellow/Orange (RAL2000) - beams, accessories*
GU	Light Grey (RAL7035) - accessories*
ZC	Zinc Plated accessories

*As indicated in part number

General Conditions

- Orders must clearly state any specially agreed terms, prices and discounts with any appropriate reference numbers.
- **Subsequent amendments may incur an administration charge of £75 and potentially jeopardise the previously agreed delivery date.**
- Cancellation will only be accepted at our discretion and if accepted the cancellation charge could be up to 100% of the order value.
- Orders up to £15 nett will incur a small order charge of £10.00
- Orders under £300 nett value incur a £30 handling/delivery surcharge.
- Order acknowledgements will always show the latest planned delivery date.
- All list prices exclude VAT, which will be charged at the ruling rate at point of invoice.
- Credit Card payment facilities are available.

Delivery Conditions

- List prices are inclusive of standard delivery within the UK mainland only, Monday to Friday 8am to 5pm. All other deliveries on request.
- Orders may be despatched on multiple vehicles which may arrive on different days.

RECEIPT OF DELIVERIES

- Standard delivery is assumed to allow clear access by a vehicle - of up to 40ft trailer size - to a ground floor location.
- **IMPORTANT NOTE:** It is the responsibility of the Distributor/Specifier to ensure that adequate labour and/or manned handling equipment is available to off-load at the delivery point.

Additional charges may apply where these conditions are not met, unless otherwise agreed at time of order placement.

- Waiting time will be charged for any delay, should unloading not commence within 30 minutes of the vehicle arriving at the site.
- The charge will be at the rate of £55 per half hour up to a maximum of 1 hour, after which it will be at our discretion to pull off site.
- Failed and Repeat Delivery conditions would then apply.

FAILED AND REPEAT DELIVERIES

- Failed and Repeat Deliveries will be charged at cost dependant on location and required delivery date and time.
- If waiting time occurs prior to a failed delivery this will be charged at £55 per half-hour.
- Storage costs will be charged for any product that cannot be delivered by the agreed scheduled date.

RETURNS

- Returns will only be accepted at our discretion and on the basis that the product is from the SpeedRange, in its original packaging and in delivered condition.
- Collection will be charged at £200, together with an administration charge of 15% of the list price value.

ALL OF THE ABOVE MUST BE READ IN CONJUNCTION WITH OUR STANDARD TERMS AND CONDITIONS OF SALE.

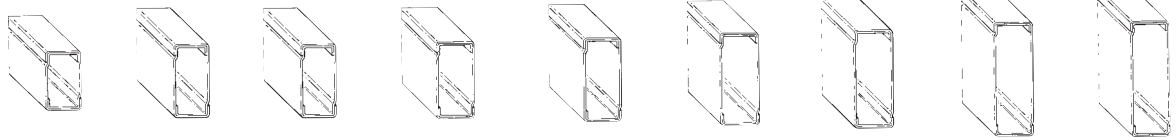
The information contained in this price list was accepted as correct at the date of publication. However, we reserve the right to make any necessary changes, in line with product development and trading conditions.

Although all reasonable care has been taken to make it as complete and accurate as possible, no liability can be accepted for any inaccuracies or omissions. E+OE.

Price list issued by: Whittan Industrial Limited

© 2018 Whittan Industrial

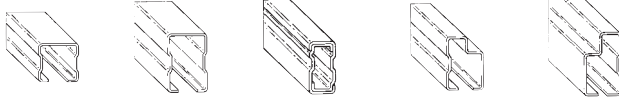
BOX BEAMS - 1050 to 4500 mm



B070XC - 40mm B085XC - 40mm B095YC - 45mm B100YC - 45mm B105YC - 45mm B120ZC - 50mm B130ZD - 50mm B150ZD - 50mm B155ZF - 50mm

BOX BEAMS - PRICE £ Each									
LENGTH	B070XC	B085XC	B095YC	B100YC	B105YC	B120ZC	B130ZD	B150ZD	B155ZF
1050	40.80	41.14	47.40	48.46	49.52	50.93	53.90	61.70	74.04
1125	42.66	43.06	49.76	50.88	52.00	53.50	56.65	64.77	77.73
1200	44.53	44.99	52.11	53.30	54.48	56.07	59.40	67.85	81.42
1275	46.40	46.92	54.46	55.71	56.97	58.64	62.15	70.93	85.11
1350	48.26	48.85	56.81	58.13	59.45	61.20	64.90	74.00	88.81
1425	50.13	50.78	59.17	60.55	61.93	63.77	67.65	77.08	92.50
1500	52.00	52.70	61.52	62.97	64.42	66.34	70.40	80.16	96.19
1575	53.87	54.63	63.87	65.39	66.90	68.91	73.15	83.24	99.88
1650	55.73	56.56	66.23	67.81	69.38	71.47	75.90	86.31	103.58
1725	57.60	58.49	68.58	70.22	71.87	74.04	78.65	89.39	107.27
1800	59.47	60.42	70.93	72.64	74.35	76.61	81.40	92.47	110.96
1875	61.34	62.34	73.29	75.06	76.83	79.17	84.15	95.54	114.65
1950	63.20	64.27	75.64	77.48	79.32	81.74	86.90	98.62	118.35
2025	65.07	66.20	77.99	79.90	81.80	84.31	89.65	101.70	122.04
2100	66.94	68.13	80.35	82.32	84.28	86.88	92.40	104.78	125.73
2175	68.81	70.06	82.70	84.73	86.77	89.44	95.15	107.85	129.42
2250	70.67	71.98	85.05	87.15	89.25	92.01	97.90	110.93	133.12
2325	72.54	73.91	87.41	89.57	91.74	94.58	100.65	114.01	136.81
2400	74.41	75.84	89.76	91.99	94.22	97.14	103.40	117.08	140.50
2475	76.27	77.77	92.11	94.41	96.70	99.71	106.15	120.16	144.19
2550	78.14	79.69	94.47	96.83	99.19	102.28	108.90	123.24	147.89
2625	80.01	81.62	96.82	99.24	101.67	104.85	111.65	126.32	151.58
2700	81.88	83.55	99.17	101.66	104.15	107.41	114.40	129.39	155.27
2775	83.74	85.48	101.53	104.08	106.64	109.98	117.15	132.47	158.96
2850	85.61	87.41	103.88	106.50	109.12	112.55	119.90	135.55	162.66
2925	87.48	89.33	106.23	108.92	111.60	115.12	122.65	138.62	166.35
3000	89.35	91.26	108.58	111.34	114.09	117.68	125.40	141.70	170.04
3075	91.21	93.19	110.94	113.75	116.57	120.25	128.15	144.78	173.73
3150	93.08	95.12	113.29	116.17	119.05	122.82	130.90	147.86	177.43
3225	94.95	97.05	115.64	118.59	121.54	125.38	133.65	150.93	181.12
3300	96.81	98.97	118.00	121.01	124.02	127.95	136.40	154.01	184.81
3375	98.68	100.90	120.35	123.43	126.50	130.52	139.15	157.09	188.50
3450	100.55	102.83	122.70	125.85	128.99	133.09	141.90	160.16	192.20
3525	102.42	104.76	125.06	128.26	131.47	135.65	144.65	163.24	195.89
3600	104.28	106.69	127.41	130.68	133.95	138.22	147.40	166.32	199.58
3675	106.15	108.61	129.76	133.10	136.44	140.79	150.15	169.40	203.27
3750	108.02	110.54	132.12	135.52	138.92	143.35	152.90	172.47	206.97
3825	109.89	112.47	134.47	137.94	141.40	145.92	155.65	175.55	210.66
3900	111.75	114.40	136.82	140.36	143.89	148.49	158.40	178.63	214.35
3975	113.62	116.32	139.18	142.77	146.37	151.06	161.15	181.70	218.04
4050	115.49	118.25	141.53	145.19	148.85	153.62	163.90	184.78	221.74
4125	-	-	180.83	183.98	187.13	191.76	202.79	222.24	237.45
4200	-	-	183.84	187.06	190.25	194.93	206.18	225.86	241.27
4275	-	-	186.88	190.13	193.37	198.13	209.57	229.51	245.10
4350	-	-	189.90	193.21	196.52	201.35	212.98	233.13	248.97
4425	-	-	192.94	196.29	196.66	204.55	216.36	236.78	252.80
4500	-	-	195.96	199.37	202.79	207.75	219.75	240.43	256.67

SHELVING & OPEN BEAMS - 1050 to 4050 mm



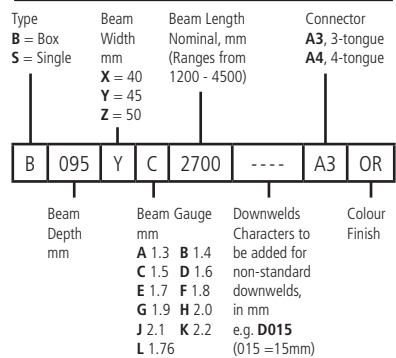
20BC - 50mm 30B - 50mm 2BB - 25mm 2BST - 45mm 4BST - 45mm

SHELVING & OPEN BEAMS - PRICE £ Each					
LENGTH	20BC	30B	2BB	2BST	4BST
1050	30.94	36.22	28.74	28.98	36.03
1125	32.29	37.89	29.95	30.25	37.60
1200	33.64	39.56	31.17	31.51	39.18
1275	35.00	41.23	32.38	32.78	40.75
1350	36.35	42.89	33.59	34.05	42.33
1425	37.71	44.56	34.80	35.31	43.90
1500	39.06	46.23	36.02	36.58	45.48
1575	40.42	47.90	37.23	37.85	47.06
1650	41.77	49.57	38.44	39.12	48.63
1725	43.13	51.23	39.65	40.38	50.21
1800	44.48	52.90	40.87	41.65	51.78
1875	45.84	54.57	42.08	42.92	53.36
1950	47.19	56.24	43.29	44.19	54.93
2025	48.54	57.90	44.50	45.45	56.51
2100	49.90	59.57	45.72	46.72	58.08
2175	51.25	61.24	46.93	47.99	59.66
2250	52.61	62.91	48.14	49.25	61.24
2325	53.96	64.57	49.35	50.52	62.81
2400	55.32	66.24	50.57	51.79	64.39
2475	56.67	67.91	51.78	53.06	65.96
2550	58.03	69.58	52.99	54.32	67.54
2625	-	71.25	-	55.59	69.11
2700	-	72.91	-	56.86	70.69
2775	-	74.58	-	58.13	72.26
2850	-	76.25	-	59.39	73.84
2925	-	77.92	-	60.66	75.42
3000	-	79.58	-	61.93	76.99
3075	-	81.25	-	63.19	78.57
3150	-	82.92	-	64.46	80.14
3225	-	84.59	-	65.73	81.72
3300	-	86.25	-	67.00	83.29
3375	-	87.92	-	68.26	84.87
3450	-	89.59	-	69.53	86.44
3525	-	91.26	-	70.80	88.02
3600	-	92.93	-	72.07	89.60
3675	-	-	-	73.33	91.17
3750	-	-	-	74.60	92.75
3825	-	-	-	75.87	94.32
3900	-	-	-	77.13	95.90
3975	-	-	-	78.40	97.47
4050	-	-	-	79.67	99.05
4125	-	-	-	-	-
4200	-	-	-	-	-
4275	-	-	-	-	-
4350	-	-	-	-	-
4425	-	-	-	-	-
4500	-	-	-	-	-

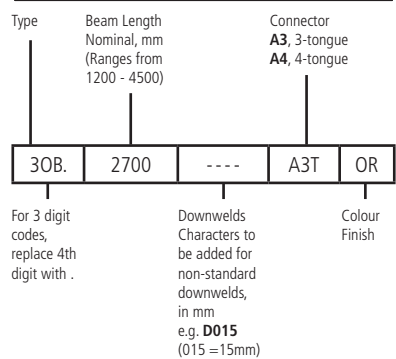
Notes:

- Prices are per Beam, excluding Locking Pins (Part No. XL LP 85ZC) - two required per beam.
- B155 & B150 Beams are for use with Extra-heavy & Super-heavy duty frames only (loads specified are for these beams fitted with 4-tongue connectors).
- B130 Beams are for use with Heavy, Extra-heavy and Super-heavy duty frames.
- B070-B120 Beams (inclusive) are for use with all frame types.
- For Galvanised Beams and beams with 4T connectors (other than B155 & B150), prices on application.
- 2BST & 4BST Stepped Beams must be fitted with one or two Wire Beam Ties, equally be spaced. 1800 - 2625mm - 1 beam tie 2700 - 4050mm - 2 beam ties.
- B070XC, 2BB, 20BC & 30B Beams, when used to support chipboard or similar shelving, may require the use of Cladding Location Brackets.
- Downwelded beams are available at no extra cost (consider additional installation and marshalling costs).
- Beams available on 5mm increments.

Part Number System - Box Beams



Part Number System - Other Beams

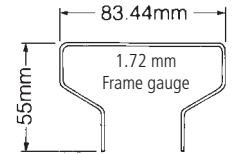


KD FRAMES - MEDIUM DUTY UPRIGHT - 500 to 900 mm depths

EXAMPLE PART NUMBER

KN	2100	M	0900	A	B2	GXQ
Frame Type	Frame Height	Upright Type	Frame Depth	A = Ambient C = Cold Store	Feet Type	Finish

MEDIUM UPRIGHT SECTION



		FRAME DEPTH MM / PRICE £ PER FRAME					
HEIGHT	FEET	M0500	M0600	M0700	M0750	M0800	M0900
KN1050	B1	70.66	69.16	70.69	71.48	72.17	73.63
KN1200	B1	83.79	81.36	83.48	84.55	85.50	87.48
KN1350	B1	89.85	87.42	89.54	90.61	91.56	93.54
KN1500	B1	95.87	93.44	95.56	96.63	97.58	99.56
KN1650	B1	100.48	99.34	101.22	102.24	103.10	104.98
KN1800	B1	113.57	111.50	113.97	115.27	116.39	118.79
KN1950	B1	119.57	117.50	119.97	121.27	122.39	124.79
KN2100	B1	125.55	123.48	125.95	127.25	128.37	130.77
KN2250	B1	130.12	129.34	131.57	132.82	133.85	136.15
KN2400	B1	143.35	141.64	144.46	145.99	147.28	150.10
KN2550	B1	149.31	147.60	150.42	151.95	153.24	156.06
KN2700	B1	155.27	153.56	156.38	157.91	159.20	162.02
KN2850	B1	159.92	159.50	162.08	163.56	164.76	167.48
KN3000	B1	172.99	171.64	174.81	176.57	178.03	181.27
KN3150	B1	179.09	177.74	180.91	182.67	184.13	187.37
KN3300	B1	185.09	183.74	186.91	188.67	190.13	193.37
KN3450	B1	189.72	189.66	192.59	194.30	195.67	198.81
KN3600	B1	202.79	201.80	205.32	207.31	208.94	212.60
KN3750	B1	208.77	207.78	211.30	213.29	214.92	218.58
KN3900	B1	214.89	213.90	217.42	219.41	221.04	224.70
KN4050	B1	219.40	219.70	222.98	224.92	226.46	230.02
KN4200	B1	232.57	231.94	235.81	238.03	239.83	243.91
KN4350	B2	245.09	244.46	248.33	250.55	252.35	256.43
KN4500	B2	251.07	250.44	254.31	256.53	258.33	262.41
KN4650	B2	255.66	256.32	259.95	262.12	263.83	267.81
KN4800	B2	268.75	268.48	272.70	275.15	277.12	281.62
KN4950	B2	274.87	274.60	278.82	281.27	283.24	287.74
KN5100	B2	280.85	280.58	284.80	287.25	289.22	293.72
KN5250	B2	285.42	286.44	290.42	292.82	294.70	299.10
KN5400	B2	298.55	298.64	303.21	305.89	308.03	312.95
KN5550	B2	304.53	304.62	309.19	311.87	314.01	318.93
KN5700	B2	310.61	310.70	315.27	317.95	320.09	325.01
KN5850	B2	315.20	316.58	320.91	323.54	325.59	330.41
KN6000	B2	328.33	328.78	333.70	336.61	338.92	344.26
KN6150	B2	334.29	334.74	339.66	342.57	344.88	350.22
KN6300	B2	340.33	340.78	345.70	348.61	350.92	356.26
KN6450	B2	345.16	346.90	351.58	354.44	356.66	361.90

KD FRAMES - MEDIUM DUTY UPRIGHT - 1000 to 1500 mm depths

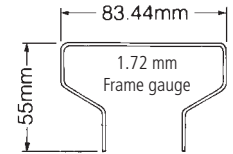
NOTE: UP TO AND INCLUDING 4200mm:

- For No Feet Subtract £10.30
- For B2 Feet Add £6.52
- For B3 Add £15.58
- For B4 Feet Add £39.34

NOTE: OVER 4200mm:

- For No Feet Subtract £16.82
- For B3 Add £9.06
- For B4 Feet Add £32.82

**MEDIUM
UPRIGHT
SECTION**



		FRAME DEPTH MM / PRICE £ PER FRAME					
HEIGHT	FEET	M1000	M1100	M1200	M1300	M1400	M1500
KN1050	B1	75.14	76.60	78.22	79.75	81.29	86.89
KN1200	B1	89.51	91.49	93.68	95.74	97.82	103.94
KN1350	B1	95.57	97.55	99.74	101.80	103.88	110.00
KN1500	B1	101.59	103.57	105.76	107.82	109.90	116.02
KN1650	B1	106.96	108.84	110.94	112.94	114.94	131.09
KN1800	B1	121.29	123.69	126.36	128.89	131.43	148.10
KN1950	B1	127.29	129.69	132.36	134.89	137.43	154.10
KN2100	B1	133.27	135.67	138.34	140.87	143.41	160.08
KN2250	B1	138.60	140.90	143.48	145.95	148.41	175.11
KN2400	B1	153.07	155.89	159.04	162.04	165.04	192.26
KN2550	B1	159.03	161.85	165.00	168.00	171.00	198.22
KN2700	B1	164.99	167.81	170.96	173.96	176.96	204.18
KN2850	B1	170.40	173.12	176.18	179.12	182.04	219.29
KN3000	B1	184.71	187.95	191.58	195.05	198.51	226.77
KN3150	B1	190.81	194.05	197.68	201.15	204.61	242.38
KN3300	B1	196.81	200.05	203.68	207.15	210.61	248.38
KN3450	B1	202.20	205.34	208.88	212.29	215.67	263.47
KN3600	B1	216.51	220.17	224.28	228.22	232.14	280.46
KN3750	B1	222.49	226.15	230.26	234.20	238.12	286.44
KN3900	B1	228.61	232.27	236.38	240.32	244.24	292.56
KN4050	B1	233.88	237.44	241.46	245.34	249.18	307.53
KN4200	B1	248.29	252.37	256.96	261.37	265.75	324.62
KN4350	B2	260.81	264.89	269.48	273.89	278.27	337.14
KN4500	B2	266.79	270.87	275.46	279.87	284.25	343.12
KN4650	B2	272.14	276.12	280.62	284.97	289.27	358.17
KN4800	B2	286.47	290.97	296.04	300.92	305.76	375.18
KN4950	B2	292.59	297.09	302.16	307.04	311.88	381.30
KN5100	B2	298.57	303.07	308.14	313.02	317.86	387.28
KN5250	B2	303.90	308.30	313.28	318.10	322.86	410.90
KN5400	B2	318.27	323.19	328.74	334.09	339.39	419.36
KN5550	B2	324.25	329.17	334.72	340.07	345.37	425.34
KN5700	B2	330.33	335.25	340.80	346.15	351.45	431.42
KN5850	B2	335.68	340.50	345.96	351.25	356.47	446.47
KN6000	B2	350.05	355.39	361.42	367.24	373.00	463.52
KN6150	B2	356.01	361.35	367.38	373.20	378.96	469.48
KN6300	B2	362.05	367.39	373.42	379.24	385.00	475.52
KN6450	B2	367.64	372.88	378.82	384.58	390.26	490.81

KD FRAMES - HEAVY DUTY UPRIGHT - 500 to 900 mm depths

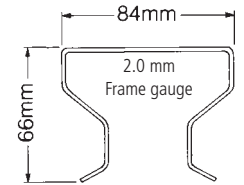
EXAMPLE PART NUMBER

KN	2100	H	0900	A	B2	GXQ
Frame Type	Frame Height	Upright Type	Frame Depth	A = Ambient C = Cold Store	Feet Type	Finish

NOTE:

- For No Feet Subtract £16.82
- For B3 Add £9.06
- For B4 Feet Add £32.82

HEAVY DUTY UPRIGHT SECTION



		FRAME DEPTH MM / PRICE £ PER FRAME					
HEIGHT	FEET	H0500	H0600	H0700	H0750	H0800	H0900
KN1050	B2	88.74	87.24	88.77	89.56	90.25	91.71
KN1200	B2	103.49	101.06	103.18	104.25	105.20	107.18
KN1350	B2	111.13	108.70	110.82	111.89	112.84	114.82
KN1500	B2	118.77	116.34	118.46	119.53	120.48	122.46
KN1650	B2	124.96	123.82	125.70	126.72	127.58	129.46
KN1800	B2	139.79	137.72	140.19	141.49	142.61	145.01
KN1950	B2	147.39	145.32	147.79	149.09	150.21	152.61
KN2100	B2	155.11	153.04	155.51	156.81	157.93	160.33
KN2250	B2	161.34	160.56	162.79	164.04	165.07	167.37
KN2400	B2	176.07	174.36	177.18	178.71	180.00	182.82
KN2550	B2	183.71	182.00	184.82	186.35	187.64	190.46
KN2700	B2	191.39	189.68	192.50	194.03	195.32	198.14
KN2850	B2	197.64	197.22	199.80	201.28	202.48	205.20
KN3000	B2	212.39	211.04	214.21	215.97	217.43	220.67
KN3150	B2	220.05	218.70	221.87	223.63	225.09	228.33
KN3300	B2	227.77	226.42	229.59	231.35	232.81	236.05
KN3450	B2	233.94	233.88	236.81	238.52	239.89	243.03
KN3600	B2	248.75	247.76	251.28	253.27	254.90	258.56
KN3750	B2	256.43	255.44	258.96	260.95	262.58	266.24
KN3900	B2	264.05	263.06	266.58	268.57	270.20	273.86
KN4050	B2	270.32	270.62	273.90	275.84	277.38	280.94
KN4200	B2	285.03	284.40	288.27	290.49	292.29	296.37
KN4350	B2	292.69	292.06	295.93	298.15	299.95	304.03
KN4500	B2	300.39	299.76	303.63	305.85	307.65	311.73
KN4650	B2	306.62	307.28	310.91	313.08	314.79	318.77
KN4800	B2	321.37	321.10	325.32	327.77	329.74	334.24
KN4950	B2	329.01	328.74	332.96	335.41	337.38	341.88
KN5100	B2	336.67	336.40	340.62	343.07	345.04	349.54
KN5250	B2	342.92	343.94	347.92	350.32	352.20	356.60
KN5400	B2	357.69	357.78	362.35	365.03	367.17	372.09
KN5550	B2	365.37	365.46	370.03	372.71	374.85	379.77
KN5700	B2	373.01	373.10	377.67	380.35	382.49	387.41
KN5850	B2	379.20	380.58	384.91	387.54	389.59	394.41
KN6000	B2	393.97	394.42	399.34	402.25	404.56	409.90
KN6150	B2	401.69	402.14	407.06	409.97	412.28	417.62
KN6300	B2	409.35	409.80	414.72	417.63	419.94	425.28
KN6450	B2	415.38	417.12	421.80	424.66	426.88	432.12

KD FRAMES - HEAVY DUTY UPRIGHT - 1000 to 1500 mm depths

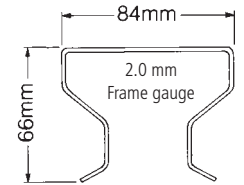
EXAMPLE PART NUMBER

KN	2100	H	0900	A	B2	GXQ
Frame Type	Frame Height	Upright Type	Frame Depth	A = Ambient C = Cold Store	Feet Type	Finish

NOTE:

- For No Feet Subtract £16.82
- For B3 Add £9.06
- For B4 Feet Add £32.82

HEAVY DUTY UPRIGHT SECTION



		FRAME DEPTH MM / PRICE £ PER FRAME					
HEIGHT	FEET	H1000	H1100	H1200	H1300	H1400	H1500
KN1050	B2	93.22	94.68	96.30	97.83	99.37	104.97
KN1200	B2	109.21	111.19	113.38	115.44	117.52	123.64
KN1350	B2	116.85	118.83	121.02	123.08	125.16	131.28
KN1500	B2	124.49	126.47	128.66	130.72	132.80	138.92
KN1650	B2	131.44	133.32	135.42	137.42	139.42	155.57
KN1800	B2	147.51	149.91	152.58	155.11	157.65	174.32
KN1950	B2	155.11	157.51	160.18	162.71	165.25	181.92
KN2100	B2	162.83	165.23	167.90	170.43	172.97	189.64
KN2250	B2	169.82	172.12	174.70	177.17	179.63	206.33
KN2400	B2	185.79	188.61	191.76	194.76	197.76	224.98
KN2550	B2	193.43	196.25	199.40	202.40	205.40	232.62
KN2700	B2	201.11	203.93	207.08	210.08	213.08	240.30
KN2850	B2	208.12	210.84	213.90	216.84	219.76	257.01
KN3000	B2	224.11	227.35	230.98	234.45	237.91	266.17
KN3150	B2	231.77	235.01	238.64	242.11	245.57	283.34
KN3300	B2	239.49	242.73	246.36	249.83	253.29	291.06
KN3450	B2	246.42	249.56	253.10	256.51	259.89	307.69
KN3600	B2	262.47	266.13	270.24	274.18	278.10	326.42
KN3750	B2	270.15	273.81	277.92	281.86	285.78	334.10
KN3900	B2	277.77	281.43	285.54	289.48	293.40	341.72
KN4050	B2	284.80	288.36	292.38	296.26	300.10	358.45
KN4200	B2	300.75	304.83	309.42	313.83	318.21	377.08
KN4350	B2	308.41	312.49	317.08	321.49	325.87	384.74
KN4500	B2	316.11	320.19	324.78	329.19	333.57	392.44
KN4650	B2	323.10	327.08	331.58	335.93	340.23	409.13
KN4800	B2	339.09	343.59	348.66	353.54	358.38	427.80
KN4950	B2	346.73	351.23	356.30	361.18	366.02	435.44
KN5100	B2	354.39	358.89	363.96	368.84	373.68	443.10
KN5250	B2	361.40	365.80	370.78	375.60	380.36	468.40
KN5400	B2	377.41	382.33	387.88	393.23	398.53	478.50
KN5550	B2	385.09	390.01	395.56	400.91	406.21	486.18
KN5700	B2	392.73	397.65	403.20	408.55	413.85	493.82
KN5850	B2	399.68	404.50	409.96	415.25	420.47	510.47
KN6000	B2	415.69	421.03	427.06	432.88	438.64	529.16
KN6150	B2	423.41	428.75	434.78	440.60	446.36	536.88
KN6300	B2	431.07	436.41	442.44	448.26	454.02	544.54
KN6450	B2	437.86	443.10	449.04	454.80	460.48	561.03

KD FRAMES - EXTRA HEAVY DUTY UPRIGHT - 500 to 900 mm depths

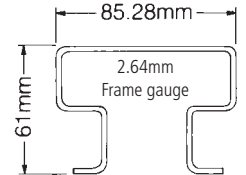
EXAMPLE PART NUMBER

KN	2100	E	0900	A	B2	GXQ
Frame Type	Frame Height	Upright Type	Frame Depth	A = Ambient C = Cold Store	Feet Type	Finish

NOTE:

- For No Feet Subtract £16.82
- For B3 Add £9.06
- For B4 Feet Add £32.82

EXTRA HEAVY DUTY UPRIGHT SECTION



		FRAME DEPTH MM / PRICE £ PER FRAME					
HEIGHT	FEET	E0500	E0600	E0700	E0750	E0800	E0900
KN1050	B2	110.54	109.28	110.88	111.75	112.54	114.34
KN1200	B2	128.63	126.55	128.74	129.93	131.01	133.47
KN1350	B2	139.19	137.11	139.30	140.49	141.57	144.03
KN1500	B2	149.65	147.57	149.76	150.95	152.03	154.49
KN1650	B2	158.94	158.06	160.08	161.18	162.18	164.46
KN1800	B2	177.15	175.45	178.06	179.48	180.77	183.71
KN1950	B2	187.69	185.99	188.60	190.02	191.31	194.25
KN2100	B2	198.21	196.51	199.12	200.54	201.83	204.77
KN2250	B2	207.64	207.14	209.58	210.91	212.12	214.88
KN2400	B2	225.69	224.37	227.40	229.05	230.55	233.97
KN2550	B2	236.23	234.91	237.94	239.59	241.09	244.51
KN2700	B2	246.75	245.43	248.46	250.11	251.61	255.03
KN2850	B2	256.16	256.04	258.90	260.46	261.88	265.12
KN3000	B2	274.23	273.29	276.74	278.62	280.33	284.23
KN3150	B2	284.85	283.91	287.36	289.24	290.95	294.85
KN3300	B2	295.33	294.39	297.84	299.72	301.43	305.33
KN3450	B2	304.68	304.94	308.22	310.01	311.64	315.36
KN3600	B2	322.79	322.23	326.10	328.21	330.13	334.51
KN3750	B2	333.35	332.79	336.66	338.77	340.69	345.07
KN3900	B2	343.91	343.35	347.22	349.33	351.25	355.63
KN4050	B2	353.28	353.92	357.62	359.64	361.48	365.68
KN4200	B2	371.45	371.27	375.56	377.90	380.03	384.89
KN4350	B2	381.91	381.73	386.02	388.36	390.49	395.35
KN4500	B2	392.41	392.23	396.52	398.86	400.99	405.85
KN4650	B2	401.82	402.84	406.96	409.21	411.26	415.94
KN4800	B2	419.91	420.11	424.82	427.39	429.73	435.07
KN4950	B2	430.45	430.65	435.36	437.93	440.27	445.61
KN5100	B2	441.05	441.25	445.96	448.53	450.87	456.21
KN5250	B2	450.40	451.80	456.34	458.82	461.08	466.24
KN5400	B2	468.47	469.05	474.18	476.98	479.53	485.35
KN5550	B2	479.07	479.65	484.78	487.58	490.13	495.95
KN5700	B2	489.59	490.17	495.30	498.10	500.65	506.47
KN5850	B2	498.94	500.72	505.68	508.39	510.86	516.50
KN6000	B2	517.05	518.01	523.56	526.59	529.35	535.65
KN6150	B2	527.59	528.55	534.10	537.13	539.89	546.19
KN6300	B2	538.11	539.07	544.62	547.65	550.41	556.71
KN6450	B2	547.42	549.58	554.96	557.90	560.58	566.70

KD FRAMES - EXTRA HEAVY DUTY UPRIGHT - 1000 to 1500 mm depths

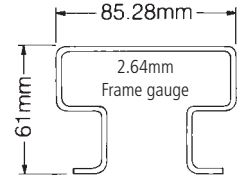
EXAMPLE PART NUMBER

KN	2100	E	0900	A	B2	GXQ
Frame Type	Frame Height	Upright Type	Frame Depth	A = Ambient C = Cold Store	Feet Type	Finish

NOTE:

- For No Feet Subtract £16.82
- For B3 Add £9.06
- For B4 Feet Add £32.82

EXTRA HEAVY DUTY UPRIGHT SECTION

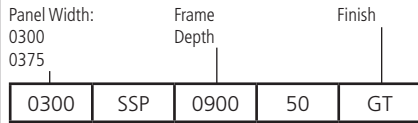


		FRAME DEPTH MM / PRICE £ PER FRAME					
HEIGHT	FEET	E1000	E1100	E1200	E1300	E1400	E1500
KN1050	B2	116.01	117.72	119.57	121.35	123.18	129.06
KN1200	B2	135.70	138.01	140.51	142.90	145.37	151.84
KN1350	B2	146.26	148.57	151.07	153.46	155.93	162.40
KN1500	B2	156.72	159.03	161.53	163.92	166.39	172.86
KN1650	B2	166.68	168.90	171.30	173.64	176.02	193.82
KN1800	B2	186.49	189.31	192.36	195.31	198.33	216.72
KN1950	B2	197.03	199.85	202.90	205.85	208.87	227.26
KN2100	B2	207.55	210.37	213.42	216.37	219.39	237.78
KN2250	B2	217.65	220.38	223.33	226.23	229.16	258.88
KN2400	B2	237.30	240.63	244.23	247.74	251.31	281.62
KN2550	B2	247.84	251.17	254.77	258.28	261.85	292.16
KN2700	B2	258.36	261.69	265.29	268.80	272.37	302.68
KN2850	B2	268.44	271.68	275.18	278.64	282.12	323.76
KN3000	B2	288.11	291.95	296.10	300.17	304.29	335.78
KN3150	B2	298.73	302.57	306.72	310.79	314.91	357.14
KN3300	B2	309.21	313.05	317.20	321.27	325.39	367.62
KN3450	B2	319.23	322.98	327.03	331.05	335.08	388.64
KN3600	B2	338.94	343.29	347.99	352.62	357.29	411.44
KN3750	B2	349.50	353.85	358.55	363.18	367.85	422.00
KN3900	B2	360.06	364.41	369.11	373.74	378.41	432.56
KN4050	B2	370.10	374.36	378.96	383.54	388.12	453.60
KN4200	B2	389.87	394.73	399.98	405.17	410.39	476.46
KN4350	B2	400.33	405.19	410.44	415.63	420.85	486.92
KN4500	B2	410.83	415.69	420.94	426.13	431.35	497.42
KN4650	B2	420.91	425.68	430.83	435.97	441.10	518.50
KN4800	B2	440.60	445.97	451.77	457.52	463.29	541.28
KN4950	B2	451.14	456.51	462.31	468.06	473.83	551.82
KN5100	B2	461.74	467.11	472.91	478.66	484.43	562.42
KN5250	B2	471.76	477.04	482.74	488.44	494.12	593.26
KN5400	B2	491.43	497.31	503.66	509.97	516.29	606.20
KN5550	B2	502.03	507.91	514.26	520.57	526.89	616.80
KN5700	B2	512.55	518.43	524.78	531.09	537.41	627.32
KN5850	B2	522.57	528.36	534.61	540.87	547.10	648.34
KN6000	B2	542.28	548.67	555.57	562.44	569.31	671.14
KN6150	B2	552.82	559.21	566.11	572.98	579.85	681.68
KN6300	B2	563.34	569.73	576.63	583.50	590.37	692.20
KN6450	B2	573.32	579.62	586.42	593.24	600.02	713.18

ACCESSORIES

STEEL SHELF PANELS

EXAMPLE PART NUMBER



SSP = Standard
MSP = Medium
HSP = Heavy

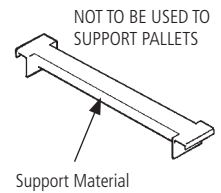
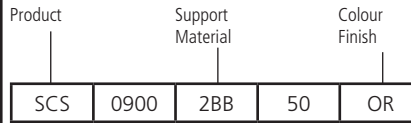
To suit Beam sections:
45/50mm

Please note quantity restrictions apply. 120 maximum quantity to achieve speed lead time.

FRAME DEPTH MM	PRICE £ EACH					
	0300SSP	0300MSP	0300HSP	0375SSP	0375MSP	0375HSP
0500	21.01	23.20	28.25	22.48	25.14	31.00
0600	20.21	22.76	28.62	21.86	24.95	31.98
0700	21.48	24.51	31.26	23.50	27.07	35.09
0750	22.30	25.42	32.63	24.40	28.07	36.65
0800	22.96	26.24	33.91	25.14	29.16	38.30
0900	24.40	28.07	36.65	26.88	31.26	41.41
1000	25.95	30.07	39.60	28.80	33.64	44.78
1100	27.42	31.98	42.22	30.44	35.74	47.98
1200	28.88	33.82	44.87	32.09	37.95	51.09
1300	30.26	35.56	47.52	33.82	40.04	54.39
1400	31.63	37.30	50.27	35.47	42.22	57.50
1500	41.24	47.27	61.07	45.24	49.90	68.74

SHELF CLADDING SUPPORTS - OB & BB Section

EXAMPLE PART NUMBER



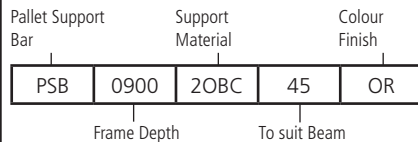
To suit Beam sections:
25/40/45/50mm

Please note quantity restrictions apply. 100 maximum quantity to achieve speed lead time. NOTE: - Check loads, there is a lower cost solution.

FRAME DEPTH MM	PRICE £ EACH				
	2SB	2BB	S070XC	B070XC	20BC
0500	17.32	18.97	19.36	25.39	22.28
0600	18.00	20.57	21.36	27.77	24.18
0700	19.02	22.27	21.92	30.05	26.66
0750	19.36	23.03	22.54	31.22	27.56
0800	20.00	24.71	23.15	32.13	28.49
0900	20.61	26.36	24.50	34.69	30.13
1000	21.56	27.84	25.75	36.96	32.00
1100	22.67	30.13	26.92	39.28	34.16
1200	23.30	31.61	28.21	41.52	35.47
1300	25.23	33.29	29.44	43.83	37.36
1400	26.03	34.88	30.78	46.03	38.60
1500	26.99	36.54	31.97	48.55	41.12

PALLET SUPPORT BARS

EXAMPLE PART NUMBER

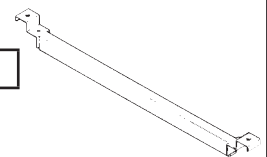
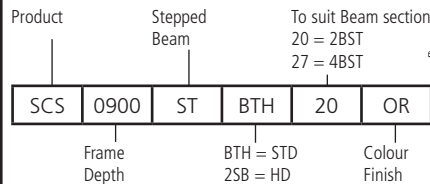


To suit Beam sections:
40/45/50mm

For prices please refer to Technical Department

SHELF CLADDING SUPPORTS - 2BST & 4BST

EXAMPLE PART NUMBER



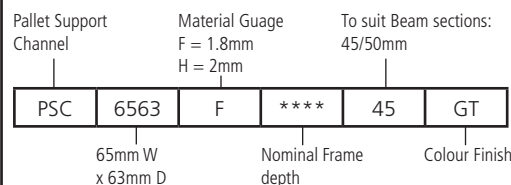
Please note quantity restrictions apply. 100 maximum quantity to achieve speed lead time.

FRAME DEPTH MM	PRICE £ EACH			
	STANDARD DUTY (BTH)		HEAVY DUTY (2SB)	
	2BST	4BST	2BST	4BST
0500	10.94	11.91	13.25	13.97
0600	11.32	12.29	14.13	14.91
0700	12.17	12.42	15.06	15.45
0750	12.59	13.56	15.55	16.29
0800	13.26	14.18	15.98	16.68
0900	13.89	14.83	16.86	17.70
1000	14.63	14.98	17.99	18.71
1100	15.45	16.48	18.70	19.45
1200	16.36	17.37	19.62	20.39
1300	**	**	20.26	21.29
1400	**	**	21.10	22.19
1500	**	**	22.04	23.13

** Heavy Duty Supports must be used for these lengths

PALLET SUPPORT CHANNEL

EXAMPLE PART NUMBER



65mm W x 63mm D

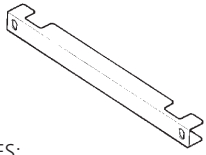
Nominal Frame depth

FRAME DEPTH MM	PRICE £ EACH
PSC6563F090045GT	25.25
PSC6563F090050GT	25.25
PSC6563F110045GT	28.79
PSC6563F110050GT	28.79

For prices to suit other frame depths, please refer to Technical Department. Please note quantity restrictions apply.

ACCESSORIES

RACK RUN SPACER - Fixed



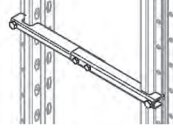
NOTES:
Use 2 Spacers on opposite sides of the upright and fixed at the same vertical position for these lengths. Please note quantity restrictions apply.
GT 50mm up to 750mm
*GX 800mm and above

EXAMPLE PART NUMBER

RSF	0150	GT
-----	------	----

RACK SPACING MM	PRICE £ EACH
0050	4.61
0100	5.26
0150	5.61
0200	6.17
0250	6.53
0300	7.16
0350	7.32
0400	7.66
0450	8.07
0500	8.73
0550	9.87
0600	10.27
0650	10.64
0700	11.01
0750	11.45
*0800	P.O.A.
*0850	P.O.A.
*0900	P.O.A.
*0950	P.O.A.
*1000	P.O.A.

RACK RUN SPACER - Adjustable



NOTES:
Use 2 Spacers on opposite sides of the upright and fixed at the same vertical position for these lengths.
GT 50mm up to 750mm
*GX 800mm and above

EXAMPLE PART NUMBER

RSA	0200	GT
-----	------	----

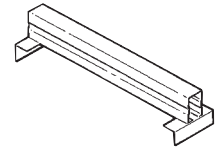
RACK SPACING MM	PRICE £ EACH
0100	17.02
0150	17.52
0200	18.41
0250	19.13
0300	20.03
0350	20.98
0400	21.50
0450	22.70
0500	23.44
0550	24.11
0600	24.81
0650	26.35
0700	27.14
0750	27.83
*0800	P.O.A.
*0850	P.O.A.
*0900	P.O.A.
*0950	P.O.A.
*1000	P.O.A.

FORK SPACERS

EXAMPLE PART NUMBER

FS	0500	S	OR
----	------	---	----

S - Standard
M - Medium
H - Heavy



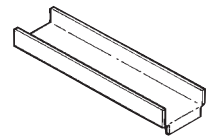
FRAME DEPTH MM	TYPE / PRICE £ EACH		
	S = B095YC	M = B105YC	H = B120ZC
0500	20.63	25.00	26.27
0600	22.86	28.13	29.59
0700	25.21	31.27	32.96
0750	26.27	32.79	34.63
0800	27.42	34.33	36.31
0900	29.59	37.47	39.60
1000	31.86	40.48	42.96
1100	35.29	44.73	47.42
1200	37.52	47.86	50.79
1300	39.76	50.92	54.13
1400	41.97	54.05	57.46
1500	44.25	57.17	60.83

PALLET FOOT SUPPORTS

EXAMPLE PART NUMBER

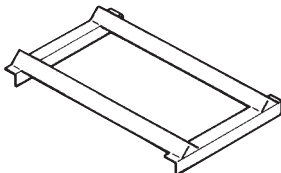
PFS	0600	S	GU
-----	------	---	----

S - Standard
M - Medium
H - Heavy



For prices please refer to
Technical Department

COIL CRADLES

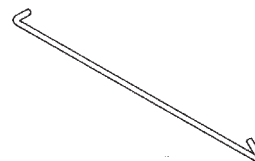


EXAMPLE PART NUMBER

CC	0800	GU
----	------	----

FRAME DEPTH MM	PRICE £ EACH
	S = B095YC
0500	77.45
0600	87.41
0700	97.41
0750	102.45
0800	107.40
0900	117.45
1000	127.44
1100	137.39
1200	147.39
1300	157.45
1400	167.45
1500	177.38

WIRE BEAM TIES (for Stepped Beams)



EXAMPLE PART NUMBER

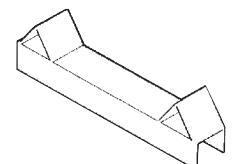
BSWT	0700	GP
------	------	----

Please note quantity restrictions apply.

FRAME DEPTH MM	PRICE £ EACH
	BSWTGP
0500	1.78
0600	1.89
0700	2.00
0750	2.11
0800	2.25
0900	2.40
1000	2.60
1100	2.85
1200	2.88
1300	3.21
1400	3.33
1500	3.42

DRUM CHOCKS

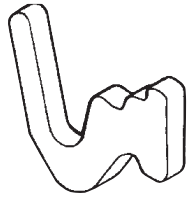
FRAME DEPTH MM	PRICE £ EACH
DC40GU	16.93
DC45GU	17.17
DC50GU	17.41



MISCELLANEOUS COMPONENTS, FIXINGS and ALPHA RACKS

BEAM LOCKING PINS

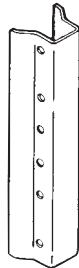
TYPE	PRICE £ EACH
XLLP85ZC	0.92



JOINING UNIT (Incl. N&B's)

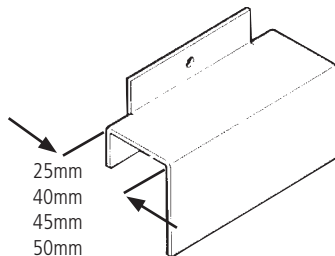
TYPE	PRICE £ EACH
BJUGX	15.88

Please note quantity restrictions apply.



CLADDING BRACKETS

TYPE	PRICE £ EACH
CL25GT	1.26
CL40GT	1.26
CL45GT	0.67
CL50GT	0.67



SPRINKLER ARM

Sprinkler arm support bracket.
Requires 1 beam locking clip. Order separately.
Please note quantity restrictions apply.

TYPE	PRICE £ EACH
SBA150HZC	13.73



FRAME FIXINGS

TYPE	DESCRIPTION	PRICE £ EACH
NY38ZC	3/8 nyloc nut	0.16
SP8838HH60ZG	8.8 3/8 x 60 set pin (gold finish)	0.60

FIXINGS - To Floor/Wall


TYPE	DESCRIPTION	PRICE £ EACH
Floor - Standard Duty - up to 9mm	Ramsett Dynabolt - FD12058C	1.77
Floor - 9mm plus thickness	FAS1240	5.63
Floor - Heavy Duty	FAS1515	6.17

SHIMS & SHIM KITS

Please note quantity restrictions apply.

B1/B2	PRICE £ EACH	B3/B4	PRICE £ EACH
SH1B1B2	1.52	SH05SB3B4	1.84
SH2B1B2	1.81	SH1B3B4	1.12
SH4B1B2	2.28	SH2B3B4	2.11
		SH4B3B4	4.27
B1/B2	PRICE £ EACH	B3/B4	PRICE £ EACH
SHKB1B2	5.61	SHKB3B4	7.50

ALPHA RACKS



TYPE	HEIGHT	DEPTH	PRICE £ EACH
'A' FRAME			
AFXL0935GT	2507mm	935mm	187.55
WALL FRAME			
WFXL0505GT	2550mm	505mm	183.06
CANTILEVER ARMS			
BAXL0230OR	LENGTH 230mm		30.89
BAXL0310OR	LENGTH 310mm		33.82
BAXL0460OR	LENGTH 460mm		39.96

SEMA SIGNS AND FIXING KITS

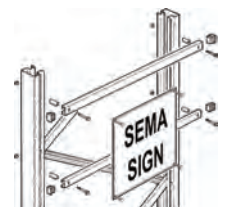
Please note quantity restrictions apply.

PART NUMBER	DESCRIPTION	PRICE £ EACH
SSFK	FIXING KIT* - Contains fixings for the SEMA sign and horizontal bracing.	10.83
SSCN	1st CAUTION SIGN	POA

EXAMPLE PART NUMBER* - Horizontal

BHT	0900	S	GT
-----	------	---	----

	PRICE £ EACH											
FRAME DEPTH mm	0500	0600	0700	0800	0900	1000	1100	1200	0500	1300	1400	1500
(S) STANDARD	4.67	3.74	4.33	4.61	4.87	5.39	5.91	6.43	7.00	7.53	8.07	8.59



* NOTE Fixing kit does not include bracings. Add 2 Horizontal bracings per kit.

KD FRAME COMPONENTS

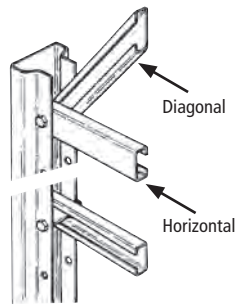
K.D. FRAME TIES

EXAMPLE PART NUMBER - Horizontal

BHT	0900	S	GT
-----	------	---	----

EXAMPLE PART NUMBER - Diagonal

BDT	0900	S	GT
-----	------	---	----



Please note quantity restrictions apply.

	DIAGONAL	DIAGONAL	HORIZONTAL	HORIZONTAL
DEPTH	(S)TANDARD	(H)EAVY	(S)TANDARD	(H)EAVY
500	4.90	5.60	4.67	5.13
600	5.26	5.98	3.74	4.31
700	5.61	6.40	4.33	4.90
750	5.84	6.63	4.61	5.22
800	6.01	6.84	4.87	5.51
900	6.43	7.32	5.39	6.17
1000	6.90	7.87	5.91	6.73
1100	7.32	8.38	6.43	7.33
1200	7.80	8.93	7.00	7.98
1300	8.27	9.49	7.53	8.59
1400	8.73	10.04	8.07	9.23
1500	9.26	10.60	8.59	9.82

FOOT PLATES Inc. Bolts

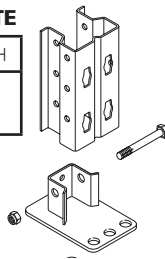
B1 FOOT PLATE

TYPE	PRICE £ EACH
B1HGT	5.15



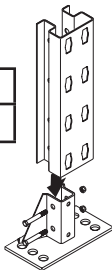
B2/R2 FOOT PLATE

TYPE	PRICE £ EACH
B2HZC	8.41
R2HZC	8.41



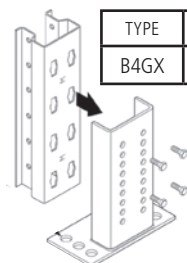
B3 FOOT PLATE

TYPE	PRICE £ EACH
B3HZC	12.94



B4 FOOT PLATE

TYPE	PRICE £ EACH
B4GX	24.82



TIE SPACER

TYPE	PRICE £ EACH
SPZC	0.46



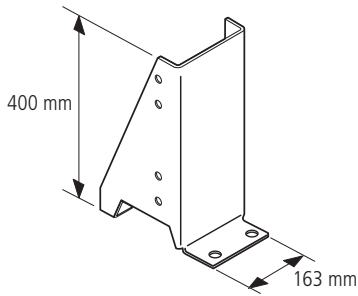
K.D. FRAME UPRIGHTS

FRAME HEIGHT MM	UPRIGHT DUTY / PRICE £ EACH			
	M	H	E	S
1050	21.08	26.86	36.95	44.47
1200	24.09	30.68	42.21	50.79
1350	27.12	34.50	47.49	57.15
1500	30.13	38.32	52.72	63.47
1650	33.16	42.14	57.97	69.85
1800	36.15	46.00	63.29	76.15
1950	39.15	49.80	68.56	82.54
2100	42.14	53.66	73.82	88.88
2250	45.15	57.50	79.14	95.24
2400	48.21	61.31	84.38	101.59
2550	51.19	65.13	89.65	107.92
2700	54.17	68.97	94.91	114.25
2850	57.22	72.82	100.22	120.62
3000	60.20	76.64	105.47	126.96
3150	63.25	80.47	110.78	133.33
3300	66.25	84.33	116.02	139.66
3450	69.29	88.14	121.30	146.03
3600	72.27	91.99	126.57	152.34
3750	75.26	95.83	131.85	158.72
3900	78.32	99.64	137.13	165.06
4050	81.30	103.50	142.42	171.39
4200	84.33	107.30	147.72	177.72
4350	87.33	111.13	152.95	184.11
4500	90.32	114.98	158.20	190.45
4650	93.34	118.82	163.51	196.82
4800	96.33	122.64	168.77	203.14
4950	99.39	126.46	174.04	209.51
5100	102.38	130.29	179.34	215.88
5250	105.39	134.14	184.62	222.22
5400	108.40	137.97	189.87	228.55
5550	111.39	141.81	195.17	234.89
5700	114.43	145.63	200.43	241.24
5850	117.45	149.45	205.71	247.60
6000	120.46	153.28	210.98	253.95
6150	123.44	157.14	216.25	260.28
6300	126.46	160.97	221.51	266.62
6450	129.60	164.71	226.77	273.05
6600	132.58	168.55	232.03	279.41
6750	135.60	172.40	237.31	285.75
6900	138.61	176.20	242.56	292.11
7050	141.63	180.07	247.84	298.44
7200	144.65	183.89	253.11	304.80
7350	147.64	187.74	258.39	311.16
7500	150.69	191.57	263.65	317.49
7650	153.71	195.36	268.93	323.86
7800	156.72	199.18	274.22	330.18
7950	159.73	203.02	279.49	336.55
8100	162.74	206.87	284.74	342.90
8250	165.76	210.68	290.03	349.24
8400	168.76	214.54	295.30	355.61
8550	171.77	218.32	300.59	361.94
8700	174.81	222.21	305.85	368.30
8850	177.80	226.02	311.14	374.66
9000	180.83	229.84	316.40	381.03
9150	183.82	233.69	321.68	387.35
9300	186.88	237.49	326.94	393.69
9450	189.87	241.34	332.19	400.03
9600	192.87	245.18	337.49	406.40
9750	195.90	249.04	342.74	412.77
9900	198.92	252.85	348.02	419.12
10050	201.92	256.67	353.32	425.45
10200	204.93	260.49	358.56	431.79
10350	207.95	264.32	363.87	438.17
10500	210.98	268.17	369.12	444.50
10650	213.98	271.98	374.40	450.85
10800	216.97	275.80	379.68	457.20
10950	220.01	279.64	384.94	463.54
11100	223.03	283.49	390.22	469.91
11250	226.04	287.30	395.51	476.27
11400	229.04	291.14	400.77	482.62
11550	232.03	294.95	406.04	488.96
11700	235.09	298.81	411.31	495.27
11850	238.10	302.62	416.59	501.65
12000	241.08	306.48	421.85	507.99
12150	244.14	310.31	427.13	514.35
12300	247.13	314.12	432.40	520.71
12450	250.12	317.97	437.67	527.04

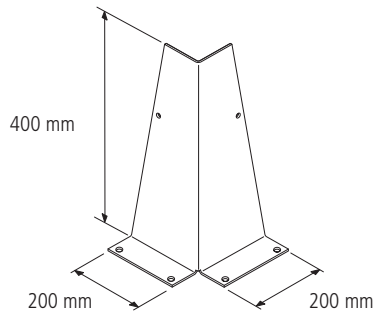
UPRIGHT PROTECTORS & BARRIER RAILS

UPRIGHT PROTECTORS

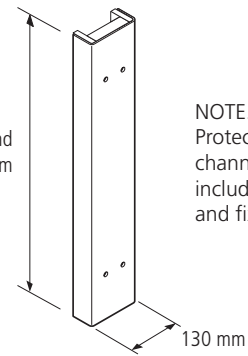
Please note quantity restrictions apply.



400MM HIGH PROTECTOR	
CODE	PRICE £ EACH
UP400OR	77.98



RIGHT ANGLE PROTECTOR	
CODE	PRICE £ EACH
UPRA400OR	79.61



NOTE:
Protector channel includes foam and fixing


UPRIGHT PROTECTOR CHANNEL		
HEIGHT	CODE	PRICE £ EACH
425	UPC0425OR	45.87
650	UPC0650OR	56.65
950	UPC0950OR	73.04

FLOOR FIXING BOLT	
CODE	PRICE £ EACH
FAS1515	6.17

NOTE. REQUIRES 4 FLOOR FIXING BOLTS - FAS1515

RACK END PROTECTION KIT

Order Post Kit with Barrier Rail to suit frame depth.



'U' Type

U TYPE PROTECTOR POST KIT	
CODE	PRICE £ EACH
SSPPKU400S150ZDOR	214.59



'L' Type

L TYPE PROTECTOR POST KIT	
CODE	PRICE £ EACH
SSPPKL400S150ZDOR	217.90

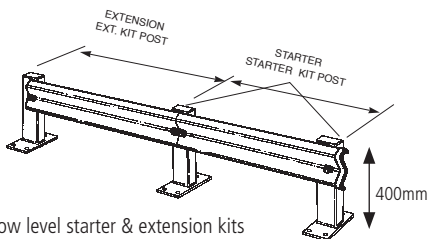
Please note quantity restrictions apply.
NOTE. Kit includes all fixings

BARRIER RAIL NO SUPPORTS		
HEIGHT	CODE	PRICE £ EACH
0930	SSRS150ZD0930OR	34.50
1130	SSRS150ZD1130OR	38.78
2030	SSRS150ZD2030OR	58.08
2430	SSRS150ZD2430OR	66.64

BARRIER RAIL KIT

Starter kits comprising TWO rail posts and fixings.
Extension kits comprise only ONE rail post and fixings.

Please note quantity restrictions apply.

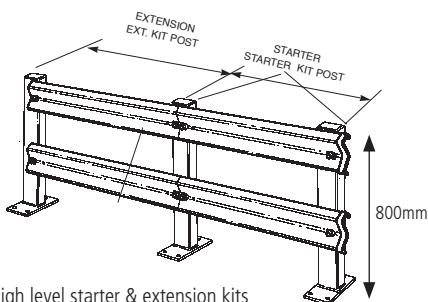


Low level starter & extension kits

LOW LEVEL POST STARTER KIT	
CODE	PRICE £ EACH
SSBRP400SS150ZDOR	212.90

LOW LEVEL POST EXTENSION KIT	
CODE	PRICE £ EACH
SSBRP400ES150ZDOR	106.55

BARRIER RAIL NO SUPPORTS		
LENGTH	CODE	PRICE £ EACH
0930	SSRS150ZD0930OR	34.50
1030	SSRS150ZD1030OR	36.64
1130	SSRS150ZD1130OR	38.78
1530	SSRS150ZD1530OR	47.35
2030	SSRS150ZD2030OR	58.08
2430	SSRS150ZD2430OR	66.64
2530	SSRS150ZD2530OR	68.78



High level starter & extension kits

HIGH LEVEL POST STARTER KIT	
CODE	PRICE £ EACH
SSBRPHSS150ZDOR	333.09

HIGH LEVEL POST EXTENSION KIT	
CODE	PRICE £ EACH
SSBRPHES150ZDOR	166.69

Note:
Other sizes of Rack End Protection and Barrier Rail System - POA

Minimum size - 500mm
Maximum size - 2560mm